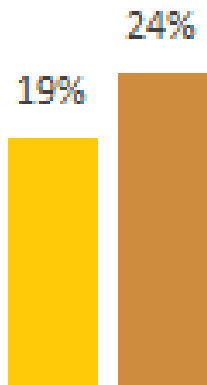


# Surrey-Newton Federal District

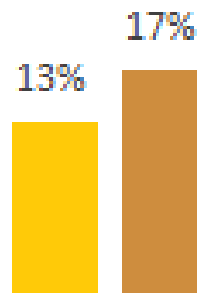
Poverty Rate for all Residents




Poverty Rate for all Children



Poverty Rate for Children in Couple Families



Poverty Rate for Children in Lone-Parent Families



■ British Columbia ■ Surrey-Newton



## Federal Riding Highlights from the 2018 BC Child Poverty Report Card

In the Surrey-Newton riding, 6,120 children live in poverty: one in every four and a half children. Children in lone-parent families are particularly vulnerable: child poverty rates for children in lone-parent families are 5% higher than the provincial rate and are over three times higher than the rates for children in couple parent families.

## Surrey-Newton Federal District

6,120  
children  
living in  
poverty



24% of all  
residents  
live in  
poverty



22% of all  
children live  
in poverty

17% poverty  
rate for  
children in  
couple  
families

56% poverty  
rate for  
children in  
lone-parent  
families

