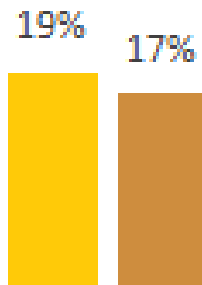
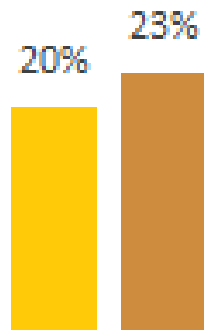


North Island-Powell River Federal District

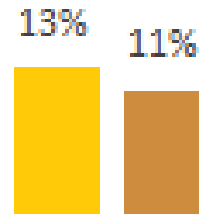
Poverty Rate for all Residents




Poverty Rate for all Children



Poverty Rate for Children in Couple Families



Poverty Rate for Children in Lone-Parent Families



British Columbia

North Island-Powell River



Federal Riding Highlights from the 2018 BC Child Poverty Report Card

In the North Island-Powell River riding, 4,380 children live in poverty: nearly one in four children. Children in lone-parent families are particularly vulnerable: child poverty rates are 8% higher than the provincial average for children in lone-parent families and are five times higher than children in couple families.

North Island-Powell River Federal District

4,380
children
living in
poverty



17% of all
residents
live in
poverty



23% of all
children live
in poverty

11% poverty
rate for
children in
couple
families

59% poverty
rate for
children in
lone-parent
families

