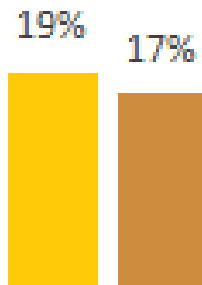


Chilliwack-Hope Federal District

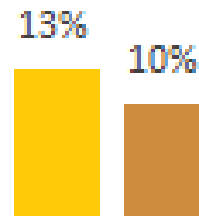
Poverty Rate for all Residents




Poverty Rate for all Children



Poverty Rate for Children in Couple Families



Poverty Rate for Children in Lone-Parent Families



■ British Columbia ■ Chilliwack-Hope



Federal Riding Highlights from the 2018 BC Child Poverty Report Card

In the Chilliwack-Hope riding, 4,810 children are living in poverty: one in five children. Children in lone-parent families are particularly vulnerable: child poverty rates are six times higher for children in lone-parent families than those in couple families and are 7% higher than the provincial average.

Chilliwack-Hope Federal District

4,810
children
living in
poverty



17% of all
residents
live in
poverty



21% of all
children live
in poverty

10% poverty
rate for
children in
couple
families

58% poverty
rate for
children in
lone-parent
families

